



REALiS LCOS PROJECTORS INTERCHANGEABLE LENSES

REALiS



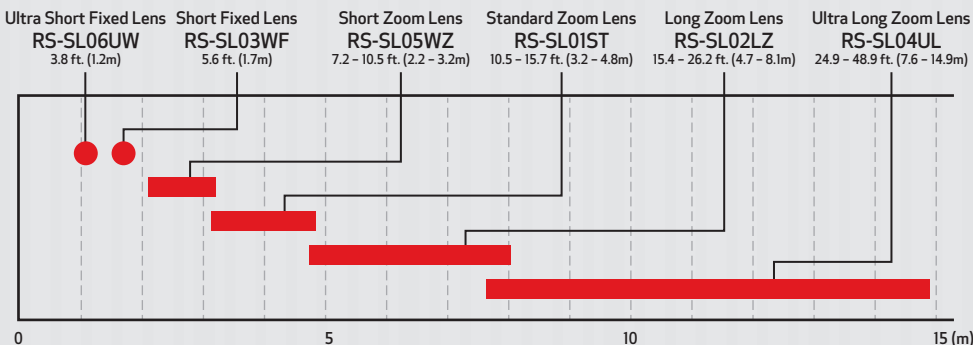
PROJECTORS.U.SA.CANON.COM



GENUINE CANON LENS OPTIONS DESIGNED FOR EASY AND SECURE INSTALLATION IN A VARIETY OF APPLICATIONS

Designed for select REALiS projectors, these six interchangeable lenses incorporate Genuine Canon optics for outstanding color, clarity and performance. All lenses feature a one-touch spigot type design so they can be installed quickly and securely. The lenses are also engineered to virtually eliminate brightness variation. The Ultra Short Fixed Lens RS-SL06UW features a generous vertical lens shift (V: -15% – 75%, H: ±30%), a 0.54:1 short throw ratio and Marginal Focus compatibility for accurate projection onto curved surfaces. Covering a wide range of throw distances, these lenses support a wide range of applications from small conference rooms to large halls and auditoriums.

PROJECTION DISTANCE (100-INCH PROJECTION)









COMPATIBLE MODELS

- REALiS WUX7000Z
- REALiS WUX6600Z
- REALiS WUX5800Z
- REALiS WUX7500
- REALiS WUX6700
- REALiS WUX5800

KEY FEATURES

- 6 Lens Options
- Easy and Secure Installation
- Powered Zoom and Focus
- Flexible Lens Shift

SPECIFICATIONS

LENS						
	ULTRA SHORT FIXED LENS RS-SL06UW	SHORT FIXED LENS RS-SL03WF	SHORT ZOOM LENS RS-SL05WZ	STANDARD ZOOM LENS RS-SL01ST	LONG ZOOM LENS RS-SL02LZ	ULTRA LONG ZOOM LENS RS-SL04UL
ITEM CODE	2701C001	2507C001	2509C001	2505C001	2506C001	2508C001
THROW RATIO	0.54:1	0.80:1	1.00 - 1.50:1	1.49 - 2.24:1	2.19 - 3.74:1	3.55 - 6.94:1
THROW DISTANCE*	3.8 ft. (1.2m)	5.6 ft. (1.7m)	7.2 - 10.5 ft. (2.2 - 3.2m)	10.5 - 15.7 ft. (3.2 - 4.8m)	15.4 - 26.2 ft. (4.7 - 8.1m)	24.9 - 48.9 ft. (7.6 - 14.9m)
ZOOM RATIO	Fixed	Fixed	1.5x Optical Zoom	1.5x Optical Zoom	1.7x Optical Zoom	1.97x Optical Zoom
IMAGE SIZE	40 - 600 in.	40 - 300 in.	40 - 600 in.	40 - 600 in.	40 - 600 in.	60 - 600 in.
F NUMBER	F2.4	F2.0	F2.09 - 2.34	F1.89 - 2.65	F1.99 - 2.83	F2.34 - 2.81
FOCUS	Manual	Manual	Powered	Powered	Powered	Powered
FOCAL LENGTH	8.39mm	12.8mm	15.56 - 23.34mm	23.0 - 34.5mm	34.0 - 57.7mm	53.6 - 105.6mm
LENS SHIFT	V: -15% - 75% / H: ±30%	V: ±11.3% / H: ±4.6%	V: -15% - 55% / H: ±10%	V: -15% - 55% / H: ±10%	V: -15% - 55% / H: ±10%	V: -15% - 55% / H: ±10%
MARGINAL FOCUS	Compatible	-	-	-	-	-

* Calculated value for 100-inch image.